

Spark ATM Systems

INSTALLATION

OPTIONS

CASH • CONVENIENCE • SERVICE



Powered by **CARDTRONICS**

LOBBY

FS MI BLUE




LOAD TYPE:
Merchant-cashed ATM

INSTALLATION TYPE:
In-store installation

DAYTIME OR CAT 4 SAFE:
Daytime

FRONT OR REAR LOAD:
Front



DIMENSIONS

W 440mm

H 1 650mm

D 660mm

LOBBY

FS MI BLACK




LOAD TYPE:
Merchant-cashed ATM

INSTALLATION TYPE:
In-store installation

DAYTIME OR CAT 4 SAFE:
Daytime

FRONT OR REAR LOAD:
Front



DIMENSIONS

W 440mm

H 1 650mm

D 660mm

LOBBY

FS MI GREY



LOAD TYPE:
Merchant-cashed ATM

INSTALLATION TYPE:
In-store installation

DAYTIME OR CAT 4 SAFE:
Daytime


FRONT OR REAR LOAD:
Front

DIMENSIONS

W 440mm

H 1 650mm

D 660mm





LOAD TYPE:
Merchant-cashed ATM

INSTALLATION TYPE:
In-store installation

DAYTIME OR CAT 4 SAFE:
Daytime

FRONT OR REAR LOAD:
Front

DIMENSIONS

W 440mm

H 1 650mm

D 660mm

LOBBY

FS M2 BLUE



LOAD TYPE:
Fully-cashed ATM

INSTALLATION TYPE:
In-store installation

DAYTIME OR CAT 4 SAFE:
CAT 4


FRONT OR REAR LOAD:
Front

DIMENSIONS

W 600mm

H 2 080mm

D 890mm



LOBBY

FS M2 BLACK



LOAD TYPE:
Fully-cashed ATM

INSTALLATION TYPE:
In-store installation

DAYTIME OR CAT 4 SAFE:
CAT 4


FRONT OR REAR LOAD:
Front

DIMENSIONS

W 600mm

H 2 080mm

D 890mm





LOAD TYPE:
Fully-cashed ATM

INSTALLATION TYPE:
In-store installation

DAYTIME OR CAT 4 SAFE:
CAT 4


FRONT OR REAR LOAD:
Front

DIMENSIONS

W 600mm

H 2 080mm

D 890mm



LOBBY

FS M2 WOOD



LOAD TYPE:
Fully-cashed ATM

INSTALLATION TYPE:
In-store installation

DAYTIME OR CAT 4 SAFE:
CAT 4


FRONT OR REAR LOAD:
Front

DIMENSIONS

W 600mm

H 2 080mm

D 890mm






LOAD TYPE:
Merchant-cashed ATM or
fully-cashed ATM

INSTALLATION TYPE:
In-store installation
or Outside-facing installation

DAYTIME OR CAT 4 SAFE:
Daytime or CAT 4

FRONT OR REAR LOAD:
Rear



DIMENSIONS

W | 1100mm
H | 2020mm
D | 1020mm

THROUGH-THE-WALL

TTW MI CUSTOM



LOAD TYPE:

Merchant-cashed ATM or
fully-cashed ATM

INSTALLATION TYPE:


In-store installation
or Outside-facing installation

DAYTIME OR CAT 4 SAFE:

Daytime or CAT 4

FRONT OR REAR LOAD:

Rear



DIMENSIONS

W | 1100mm

H | 2020mm

D | 1020mm



GENERAL ENQUIRIES

info@sparkatm.co.za

Call: 087 750 1000

CONTACT CENTRE

Whatsapp: 082 085 1105

support@sparkatm.co.za

NATIONAL HEAD OFFICE

31 Transvaal Street, Paarden

Eiland, Cape Town, 7405

JOHANNESBURG OFFICE

12 Devon Place, Longmeadow Business Estate,

Modderfontein, Johannesburg, 1609

www.sparkatm.co.za



Powered by **CARDTRONICS**