

Absa

INSTALLATION

OPTIONS

CASH • CONVENIENCE • SERVICE



Powered by **CARDTRONICS**




LOAD TYPE:
Merchant-cashed ATM

INSTALLATION TYPE:
In-store installation

DAYTIME OR CAT 4 SAFE:
Daytime

FRONT OR REAR LOAD:
Front



DIMENSIONS

W 600mm

H 1 923mm

D 734mm



LOAD TYPE:
Fully-cashed ATM

INSTALLATION TYPE:
In-store installation

DAYTIME OR CAT 4 SAFE:
CAT 4


FRONT OR REAR LOAD:
Front

DIMENSIONS

W 600mm

H 2 080mm

D 890mm






LOAD TYPE:
Merchant-cashed ATM

INSTALLATION TYPE:
In-store installation
or Outside-facing installation

DAYTIME OR CAT 4 SAFE:
Daytime

FRONT OR REAR LOAD:
Rear



DIMENSIONS

W | 100mm

H | 960mm

D | 020mm




LOAD TYPE:
Fully-cashed ATM

INSTALLATION TYPE:
In-store installation
or Outside-facing installation

DAYTIME OR CAT 4 SAFE:
CAT 4

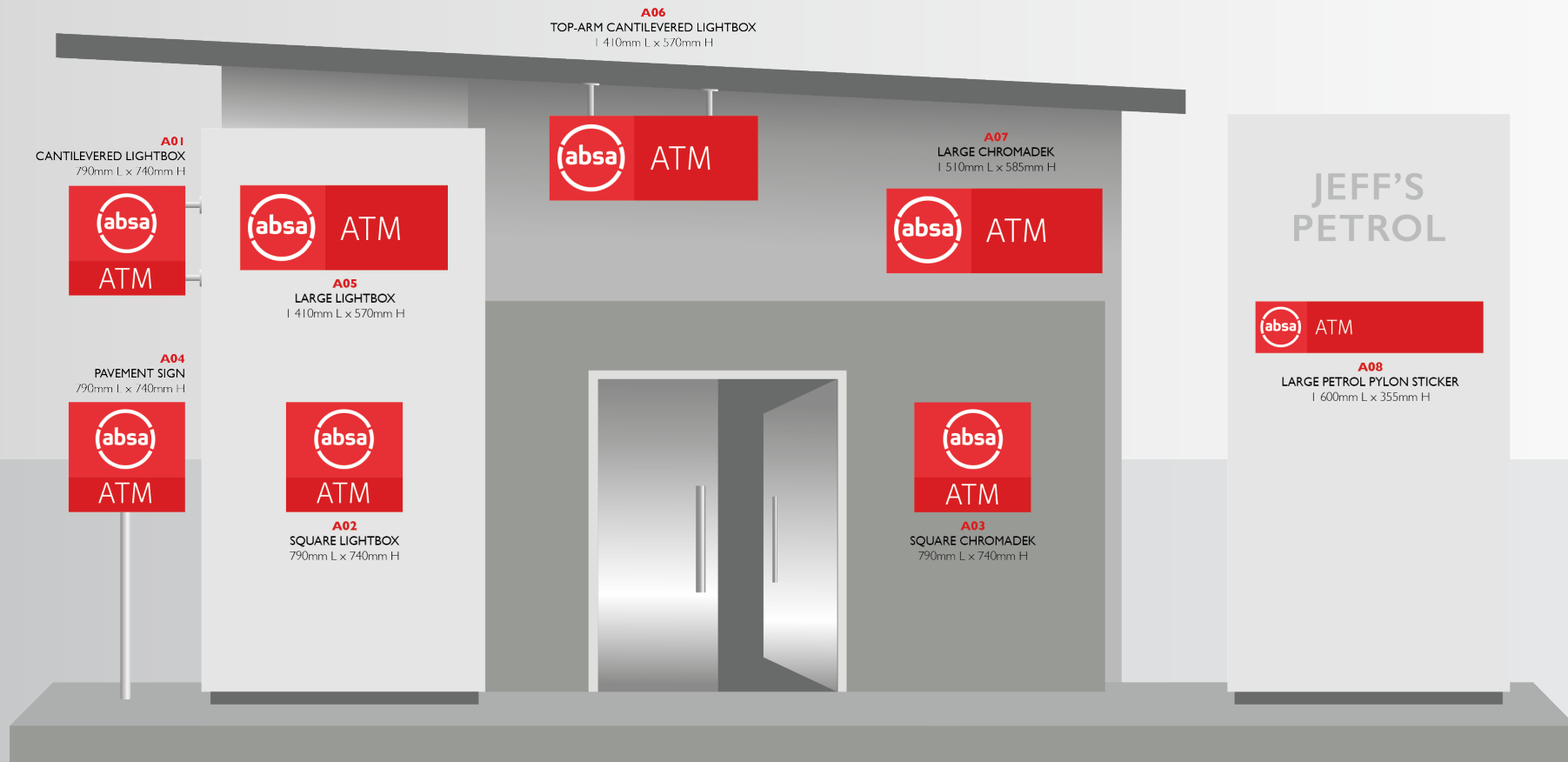
FRONT OR REAR LOAD:
Rear



DIMENSIONS

W | 1100mm
H | 2100mm
D | 1020mm

ABSA BRANDED SIGNAGE



GENERAL ENQUIRIES

info@sparkatm.co.za

Call: 087 750 1000

CONTACT CENTRE

Whatsapp: 082 085 1105

support@sparkatm.co.za

NATIONAL HEAD OFFICE

31 Transvaal Street, Paarden

Eiland, Cape Town, 7405

JOHANNESBURG OFFICE

12 Devon Place, Longmeadow Business Estate,

Modderfontein, Johannesburg, 1609

www.sparkatm.co.za



Powered by **CARDTRONICS**